

FUMEX AFSA/H/U



Exhaust rails for rescue vehicles

FUMEX exhaust fume rails for emergency vehicles are constructed with load-bearing aluminium profiles and integrated guide rail. The exhaust fume rail is equipped with special fixed brackets which can easily be mounted to walls or ceilings.

AFSA AFSA is a simple exhaust for shorter vehicles with low-mounted exhaust pipes, such as ambulances.

AFSH AFSH is an optimal solution for longer vehicles with low-mounted exhaust pipes, such as turntable trucks.

AFSU AFSU is for vehicles with high-mounted exhaust pipes, such as fire engines. The chain suspension of the rail means simpler installation and is easily adjustable for different vehicle heights. The design also facilitates completely automatic function at turnout and approach.

The rails can be equipped with various automatic solutions, including start and stop of fans and automatic nozzle disconnection.

The Fumex range also includes fans, accessories and filters suitable for exhaust extractors

EXHAUST EXTRACTOR
Pure advantage

Profile rail

Made from anodised aluminium with integrated guide rails. End stops with dampers made from yellow chromate steel.

Trolley

Made from yellow chromate steel with 5 ball-bearing wheels.

Balancing block

Balancing block in reinforced polyamide, inversely progressive with 4.5 m wire and bracket for trolley.

Hose

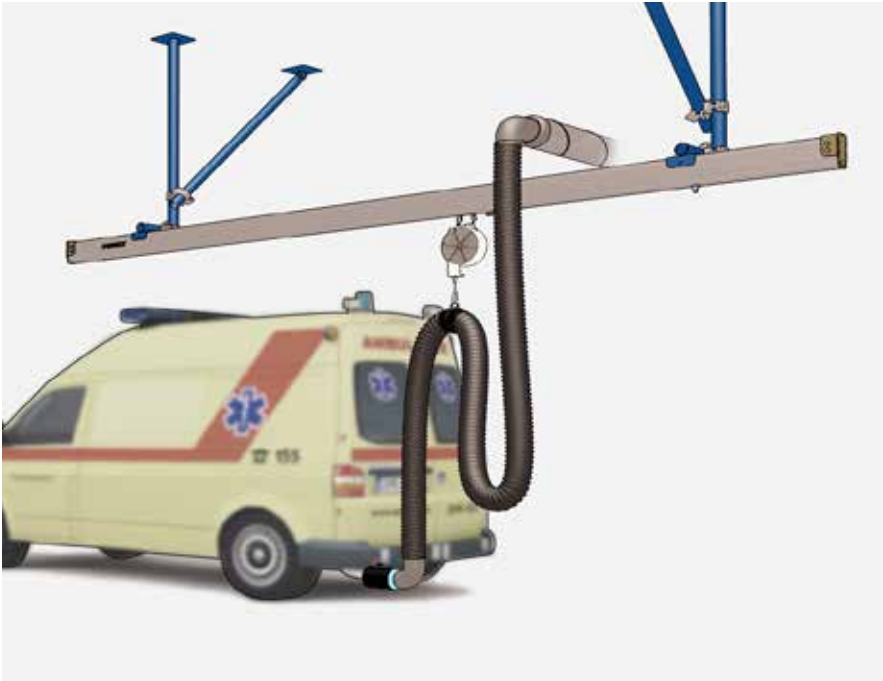
Heat-resistant, rubberised fabric in EPDM/polyester. Coil, polyamide. Hose length, 7 m.

Hose breakage protection

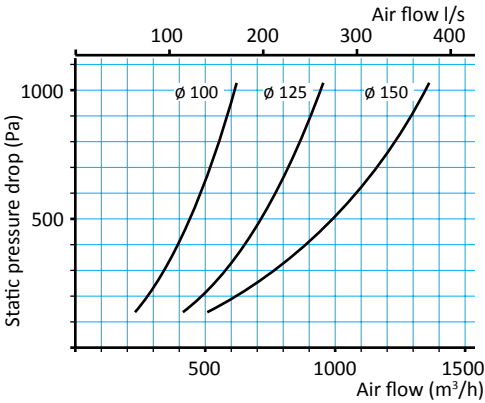
Shock-resistant, manufactured in EPDM rubber.

Protects the hose against heavy loads without the hose, nozzle or vehicle being damaged.

Special, stable brackets are available for fitting the rail, see last page.



The nozzle automatically follows the exhaust pipe by means of an exhaust hose suspended in an inversely progressive balancing block. The block moves sideways and automatically returns to its centre position. At turnout, the nozzle and hose are lifted by the well-weighted balancing block. At approach, the nozzle is manually connected to the vehicle. The effective length of the track is 6 m.



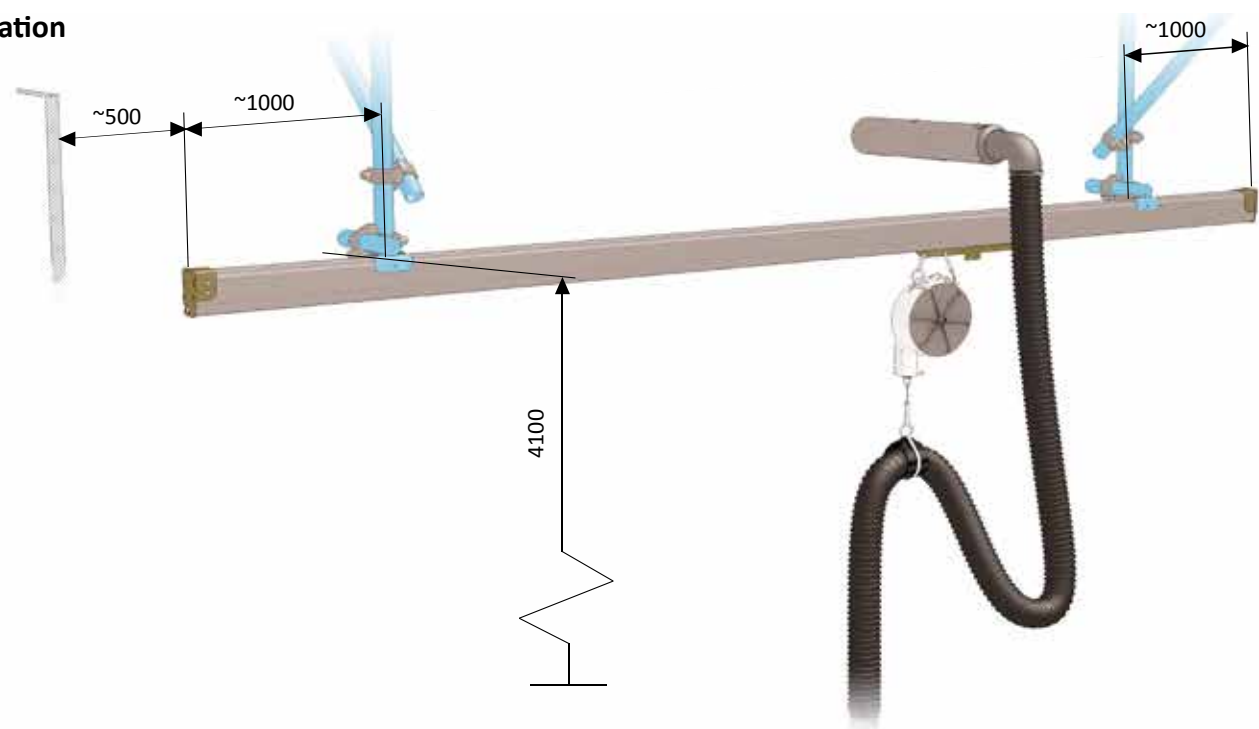
Pressure drop with 7 m extended vertical hose

Delivery

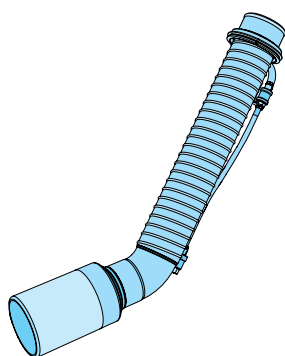
Ceiling brackets and nozzle to be purchased separately. Fans and fan controls are available in leaflets Fans and Control Units.

AFSA		
Item No.	Description	Length
AFSA/60-100	Complete rail, hose Ø 100 not incl. ceiling bracket	6 m
AFSA/60-125	Complete rail, hose Ø 125 not incl. ceiling bracket	6 m
AFSA/60-150	Complete rail, hose Ø 150 not incl. ceiling bracket	6 m

Installation



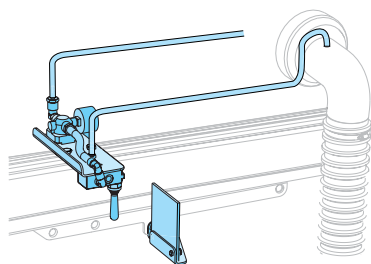
Nozzle and automatic control device suitable for AFSA



Pneumatic nozzle

For automatic disconnection at turnout. Pressurised manually at approach with a rubber sleeve to seal around the exhaust pipe. Also has compressed air unit for automatic control devices, AFSA 810A.


Pneumatic nozzle		
Item No.	Description	Vertical hose
APM 812A	Nozzle Ø 100	Ø 100
APM 813A	Nozzle Ø 125	Ø 100
APM 815A	Nozzle Ø 160	Ø 100
APM 814A	Nozzle Ø 125	Ø 125
APM 816A	Nozzle Ø 160	Ø 125
APM 817A	Nozzle Ø 160	Ø 150



Compressed air unit

For automatic disconnection at turnout. Unit for automatic control devices is included, and supplied complete with regulator, hose, switch and release with bracket.

Unit for automatic control devices	
Item No.	Description
AFSA 810A	Automatic disconnection



Mechanical nozzle

For automatic disconnection at turnout. Rubber-coated nozzle with adjustable clips.

Mechanical nozzle		
Item No.	Description	Ø mm
ABKS-100	Nozzle Ø 160 mm	100 mm
ABKS-125	Nozzle Ø 160 mm	125 mm
ABKS-150	Nozzle Ø 160 mm	150 mm

Profile rail

Made from anodised aluminium with integrated guide rail. End stops with dampers made from yellow chromate steel.

Trolley

Made from yellow chromate steel with 5 ball-bearing wheels.

Balancing block

Balancing block in reinforced polyamide, inversely progressive with 4.5 m wire for trolley.

Ceiling hose

Heat-resistant, Hypalon coated polyester fabric. External coil in galvanised steel.

End connection

Ø 160 mm connection in powder coated steel. Coil, polyamide.

Vertical hose

Heat-resistant, rubberised fabric in EPDM/polyester.

Hose breakage protection

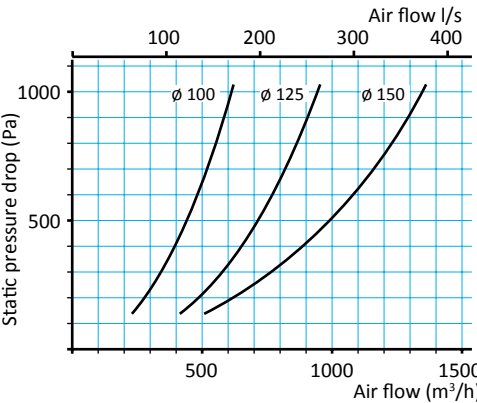
Shock-resistant, manufactured in EPDM rubber.

Protects the hose against heavy loads without the hose, nozzle or vehicle being damaged.

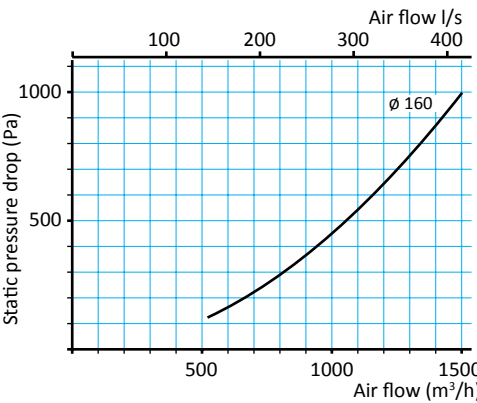
Special, stable brackets are available for fitting the rail, see last page.



The nozzle automatically follows the exhaust pipe by means of an exhaust hose suspended in an inversely progressive balancing block. At turnout, the nozzle and hose are lifted by the well-weighted balancing block. At approach, the nozzle is manually connected to the vehicle. Effective length of the track is 4–10 m. Compression space for hose 1–3 m. Connection dimension 160 mm.



Pressure drop over trolley with 5 m extended vertical hose



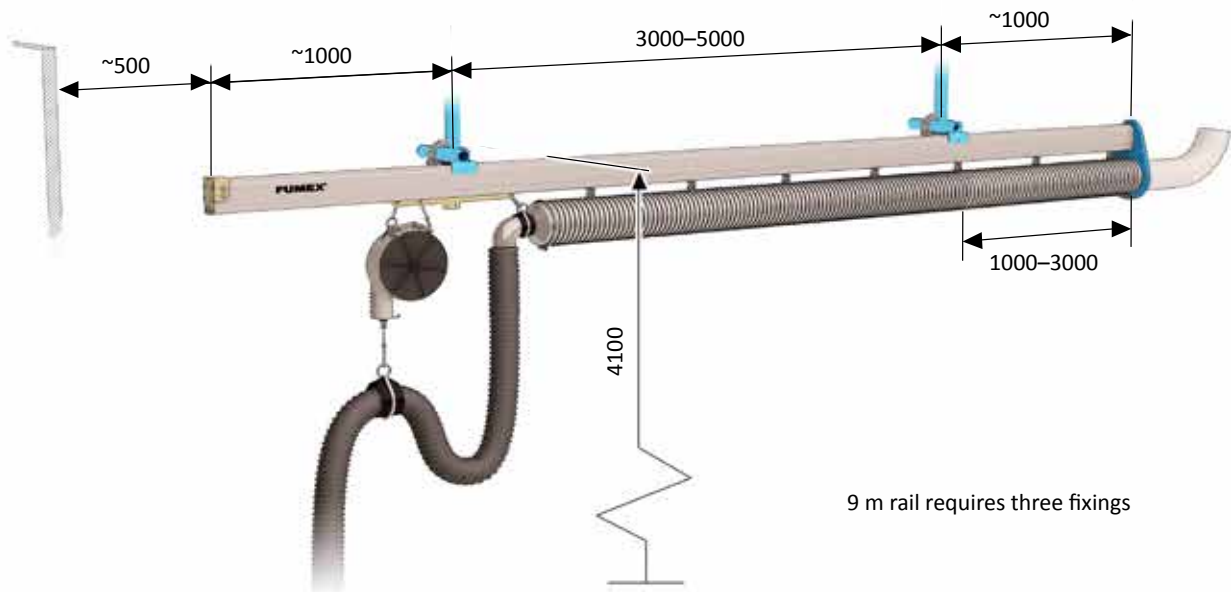
Pressure drop with 6 m extended ceiling hose

Delivery

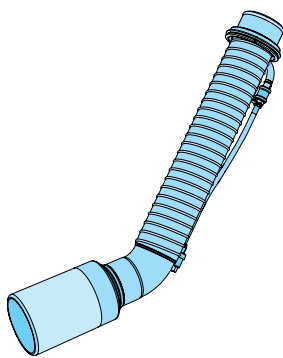
Ceiling hose with ready-fitted trolleys. Ceiling brackets and nozzle to be purchased separately. Nozzles, fans and fan controls are available in leaflets Nozzle, Fans and Control Units.

AFSH		
Item No.	Description	Length
AFSH/60-100	Complete rail, vertical hose 5 m, Ø 100 mm	6 m
AFSH/90-100	Complete rail, vertical hose 5 m, Ø 100 mm	9 m
AFSH/60-125	Complete rail, vertical hose 5 m, Ø 125 mm	6 m
AFSH/90-125	Complete rail, vertical hose 5 m, Ø 125 mm	9 m
AFSH/60-150	Complete rail, vertical hose 5 m, Ø 150 mm	6 m
AFSH/90-150	Complete rail, vertical hose 5 m, Ø 150 mm	9 m

Installation



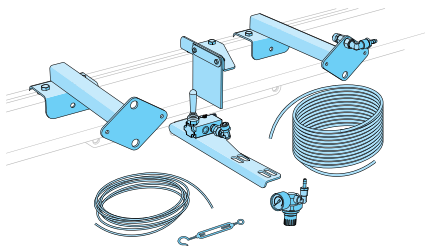
Nozzle and automatic control device suitable for AFSH



Pneumatic nozzle

For automatic disconnection at turnout. Pressurised manually at approach, with a rubber sleeve to seal around the exhaust pipe. Also has compressed air unit for automatic control devices, AFSH 809A.

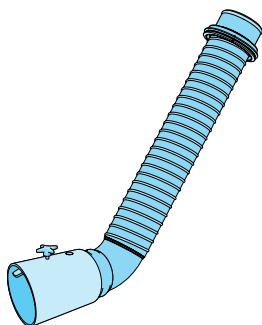
Pneumatic nozzle		
Item No.	Description	Vertical hose
APM 812A	Nozzle Ø 100	Ø 100
APM 813A	Nozzle Ø 125	Ø 100
APM 815A	Nozzle Ø 160	Ø 100
APM 814A	Nozzle Ø 125	Ø 125
APM 816A	Nozzle Ø 160	Ø 125
APM 817A	Nozzle Ø 160	Ø 150



Compressed air unit

For automatic disconnection at turnout. Unit for automatic control devices is included, and supplied complete with regulator, hose, hose coil, switch and release with bracket.

Unit for automatic control devices	
Item No.	Description
AFSH 809A	Automatic disconnection



Mechanical nozzle

For automatic disconnection at turnout. Rubber-coated nozzle with adjustable clips.

Mechanical nozzle		
Item No.	Description	Ø mm
ABKS-100	Nozzle Ø 160	100 mm
ABKS-125	Nozzle Ø 160	125 mm
ABKS-150	Nozzle Ø 160	150 mm

FUMEX AFSU

Profile rail and rail fixing

Made from anodised aluminium, with chain bracket and accompanying fitting brackets. Chain bracket for profile rail in yellow chromate steel. 1.5 m chain.

Trolley

Made from yellow chromate steel with 5 ball-bearing wheels.

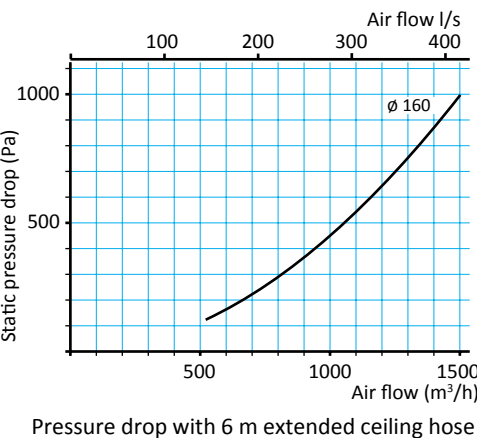
Balancing block

Balancing block in steel plate with bracket for rail.

Ceiling hose

Heat-resistant, Hypalon coated polyester fabric. Coil in galvanised steel.

Special, stable brackets are available for fitting the rail, see last page.



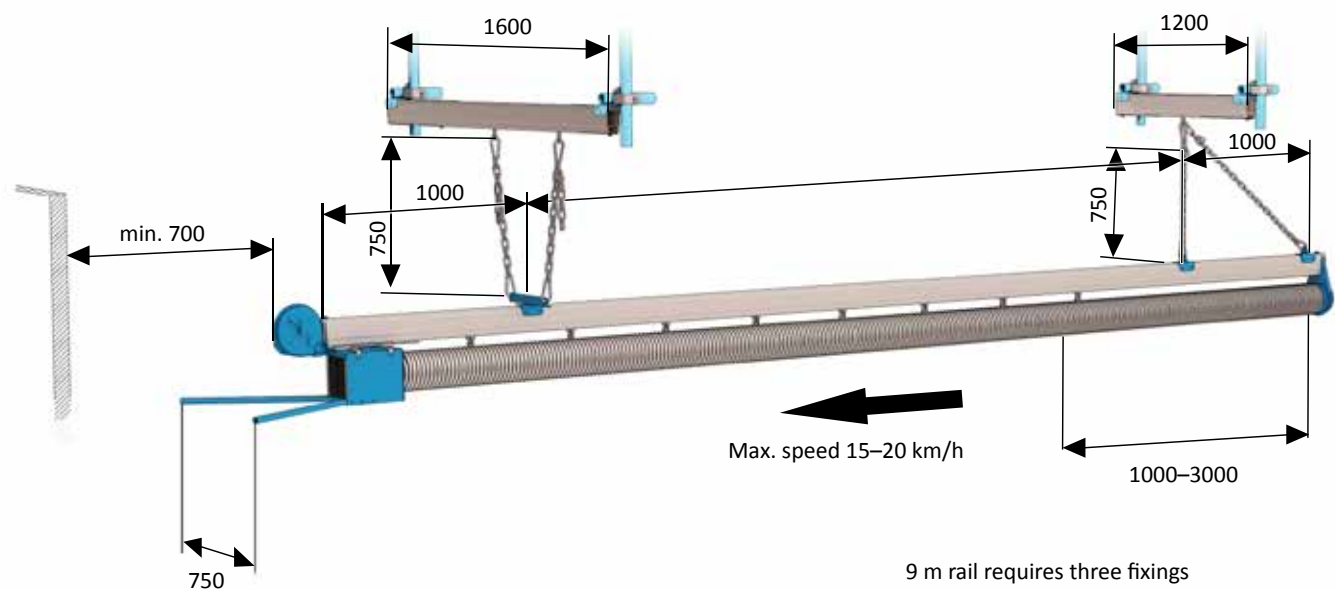
At turnout, the trolley automatically follows the exhaust pipe by means of a balancing block. The rail moves sideways and always automatically returns to its centre position. At approach, the vehicle is backed up to the trolley and the exhaust pipe is caught by the trolley's trapping arms. Possible side movement 1.5 m. Effective length of the track is 4–10 m. Compression space for hose 1–3 m. Connection dimension 160 mm.

Delivery

Ceiling hose with ready-fitted trolleys. Adjustable fixings for easy installation. Untreated rail bracket included for wrought iron made on site. Fans and fan controls are available in separate leaflets Fans and Control Units.

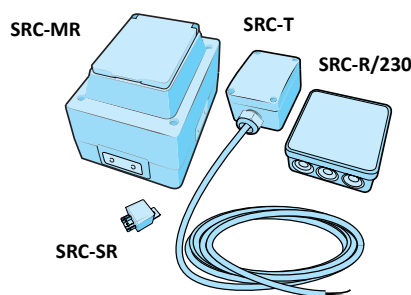
AFSU		
Item No.	Description	Length
AFSU/60	Complete rescue rail	6 m
AFSU/90	Complete rescue rail	9 m

Installation



Control units

Control of fans and automatic dampers

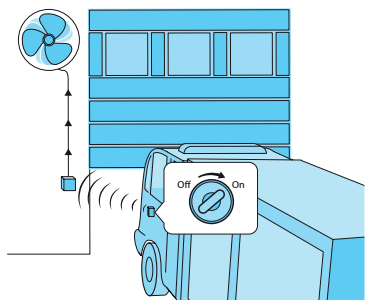


Remote control

To start and stop fans from the operator's console in the vehicle. Supplemented with control unit S400/600 or S200, see leaflet Control Units.

Remote control

Item No.	Description
AFS RS	Remote control for gate

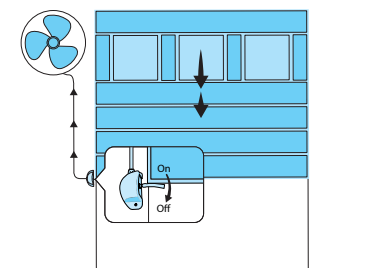
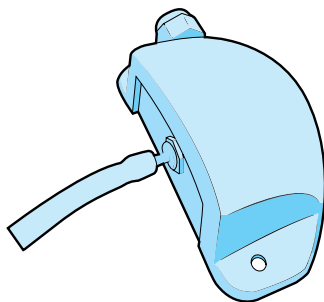


Gate switch

For automatic start/stop of fan/damper when opening a gate. Supplemented with control unit S400/600 or S200, see leaflet Control Units.

Gate switch

Item No.	Description
AFS PB	Limit for gate

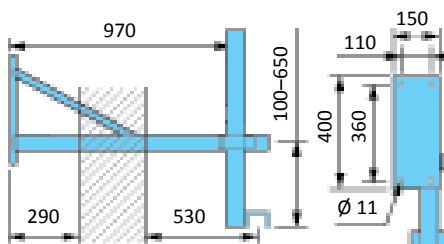


Bracket suitable for AFSA and AFSH

Wall bracket, adjustable

Powder coated steel. Max length 1.0 m.
The bracket sections are joined using Layher connectors.

Weight: 1 m – 12.3 kg



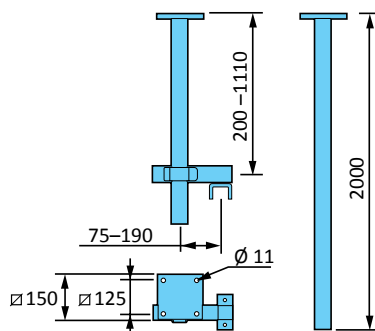
Wall bracket

Item No.	Description	Length
AFS 210	Adjustable wall bracket	max 1.0 m

Ceiling bracket, adjustable

Powder coated steel. Adjustable length, 140–2000 mm. The bracket sections are joined using Layher connectors.

Weight: 1 m – 7.6 kg, 2 m – 10 kg



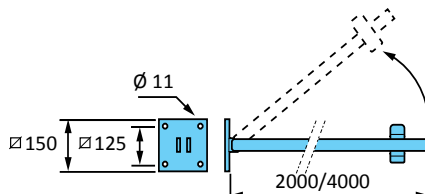
Ceiling bracket

Item No.	Description	Length
AFS 200	Adjustable ceiling bracket	max 1.0 m
AFS 205	Adjustable ceiling bracket	max 2.0 m

Strut, ceiling or wall fixing

Powder coated steel. Length 2 or 4 m.
Turnable Layher connectors.

Weight: 2 m – 7.3 kg, 4 m – 13.4 kg



Strut

Item No.	Description	L
AS 222	Strut pipe with plate	2 m
AS 224	Strut pipe with plate	4 m